

EXPLOIT Affiliate Launches BluePrint



Maybe you are thinking right now that this is another expert money-making method, that needs a huge investment... You are wrong!

This method is very simple and efficient...

You haven't seen anything like this every before!

This method is easy to implement and will give you instant results. It's not a method with randomly stuff written just to make it look fancy!

It's a complete step-by-step system that will guarantee your success.

<http://VideoMarketingBlasterPro.com>

Before we start:

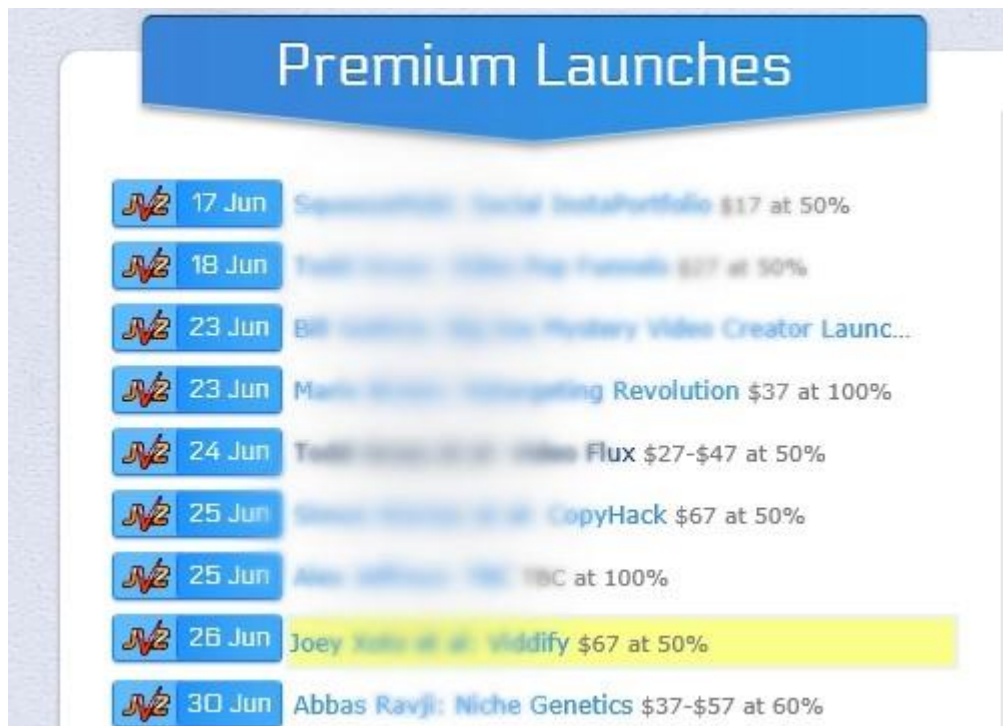
This system is about making money on YouTube with the help of Video Marketing Blaster PRO. Some things are a bit grey hat, but if you will use it wisely then in maximum 2 weeks you will get back your investment and also get some extra cash.

Exploit Affiliate Launches

For this method you will need a JVZoo and/or a WarriorPlus account.

Step 1:

Go to <http://muncheye.com/> and you will find all the premium launches that are coming in the following period.



Premium Launches		
JVZ	17 Jun	Spencer: Social InstaPortfolio \$17 at 50%
JVZ	18 Jun	Todd: Video: Video For Friends \$27 at 50%
JVZ	23 Jun	Bill: Video: Video: Mystery Video Creator Launc...
JVZ	23 Jun	Mark: Video: Marketing Revolution \$37 at 100%
JVZ	24 Jun	Todd: Video: Video: Flux \$27-\$47 at 50%
JVZ	25 Jun	Steve: Video: Video: CopyHack \$67 at 50%
JVZ	25 Jun	Ann: Video: Video: TBC at 100%
JVZ	26 Jun	Joey Koko at al. Viddify \$67 at 50%
JVZ	30 Jun	Abbas Ravji: Niche Genetics \$37-\$57 at 60%

Step 2:

Request access for the 10-20 premium launches. You will not get accepted for all but some of them vendors will accept you even if you have a fresh account. With a fresh account you will not get instant commissions, but waiting 30 days will not be a huge problem.

Step 3:

After you get accepted as an affiliate, head to the jvpage of each product and download the demo video of each product. 90% of the launches will host their videos on YouTube, just click on the YouTube Logo from the bottom of the video and you will be directed to YouTube. Copy the link of the video and download it with keepvid.com

<http://VideoMarketingBlasterPro.com>

Get Ready for CRAZY Conversions And Insane EPCs...As Usual !

http://www.youtube.com/watch?v=IOaCTu...

DOWNLOAD

Advertisement

↓ DOWNLOAD ▶ PLAY NOW

SnipMP3 Users: SnipMP3 has now merged with **KeepVid**. Everything is pretty much the same, just integrated into **KeepVid** to provide you with a faster solution

Notice: If you are having issues with **Java**, try the **KeepVid Helper Userscript v0.2**. Currently works with **Google Chrome, Mozilla Firefox and Opera**

Please report any issues to: contact@keepvid.com

Video Plus JV Invitation
youtube.com / Andre Shindiga
2:11

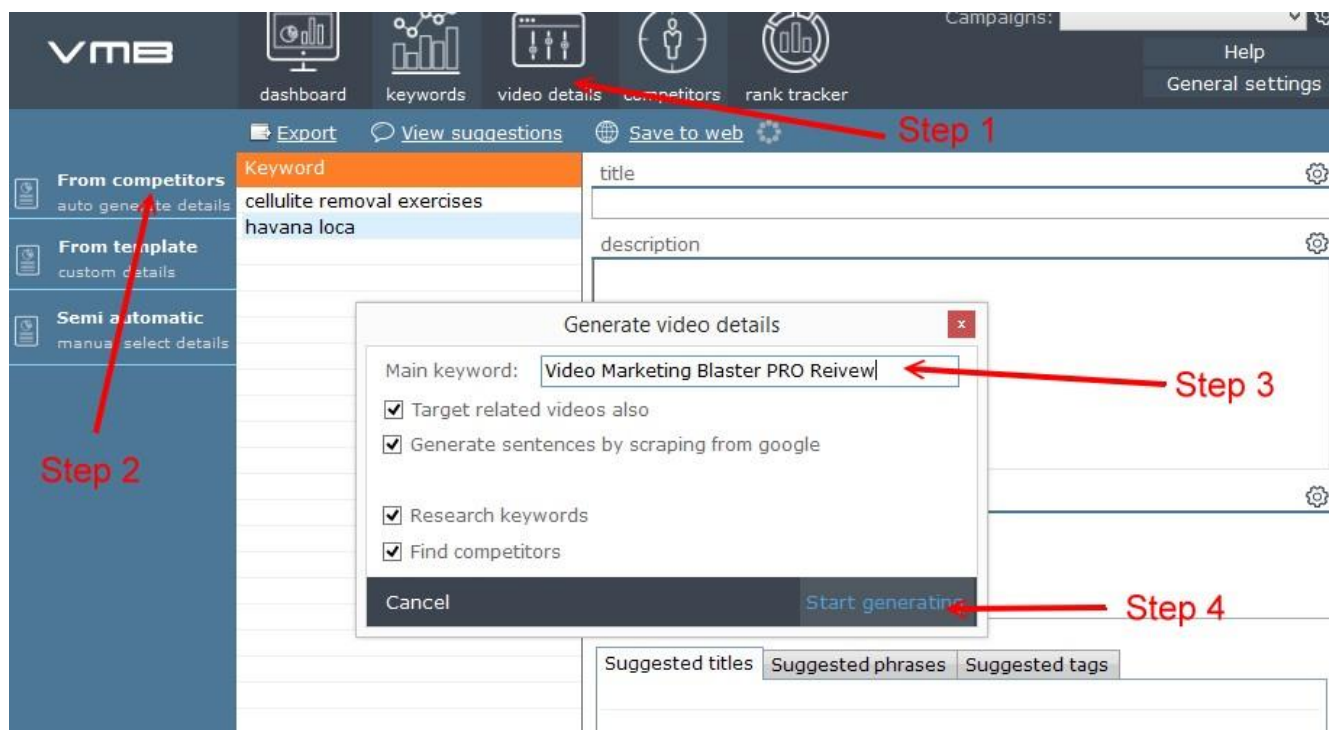
» Download MP4 « - (Max 480p)
» Download MP4 « - 144p (Video Only) - 1.7 MB
» Download MP4 « - 240p (Video Only) - 3.8 MB
» Download MP4 « - 360p (Video Only) - 3.7 MB
» Download M4A « - 128 kbps (Audio Only) - 2 MB
» Download FLV « - 240p

DOWNLOAD NOW >>

Step 4:

4 Days before the official launch day!

Open Video Marketing Blaster PRO and go to "Video Details" Module. Click on "From Competitors" and enter the keyword: **"Product Name Review"**



VMB will analyze all the competitors and will give you the exact title/desc/tags that you need in order to get top rankings. When VMB will finish analyzing will open a new window and will give you the exact number of Views/Likes/Subs that you need to get top rankings.

Other Keywords: **“Product Name Discount”, “Product Name Coupon code”, “Product Name Crack”, “GET Product Name”, “Product Name FREE”**

Step 5:

We will create our unique video that we will upload on YouTube. You can use either Video Spin Blaster PRO or Movie Maker or any other video creator that you have.

We will import the video that we downloaded at step 3 and add a 2-4 seconds intro image. Something like:

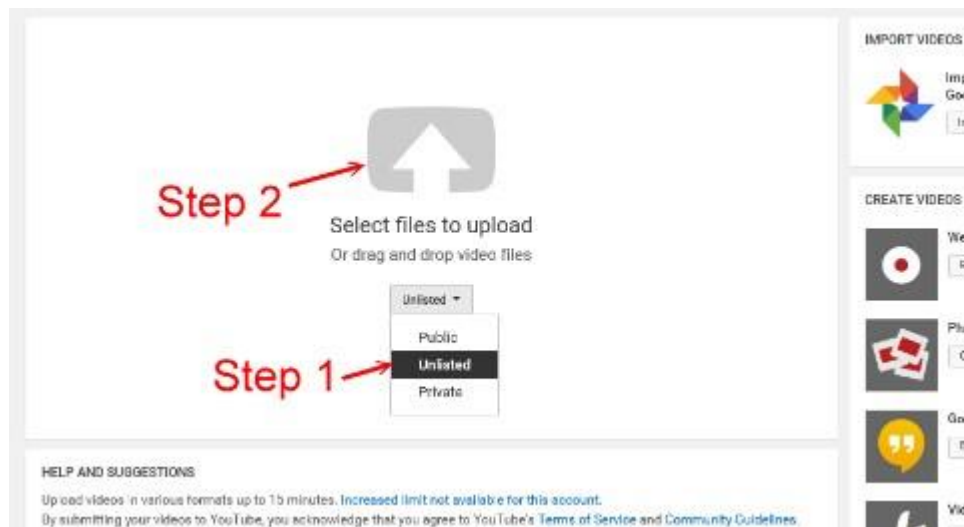


<http://VideoMarketingBlasterPro.com>

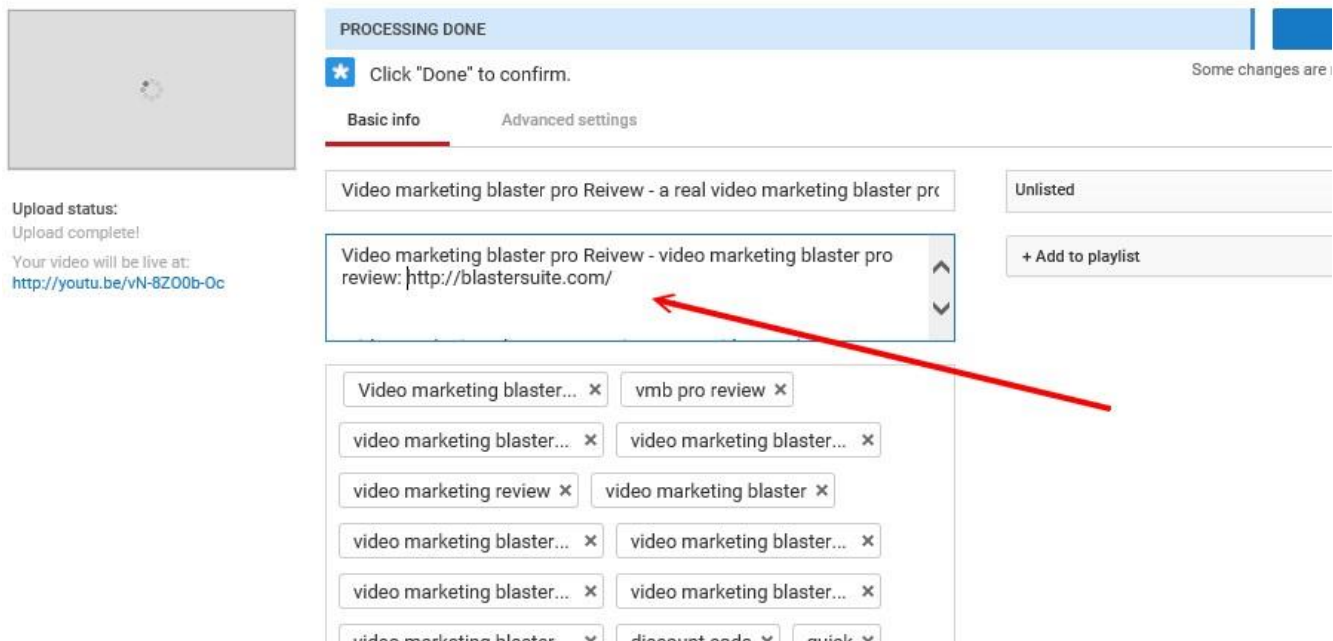
This way our video will be unique in the eyes of YT. After that we save the video file. Make sure that your video file contains your main keyword, something like “Video marketing blaster.mp4”

Step 6:

Go To YouTube and upload your video as unlisted.



Insert your link in the top part of the video description:



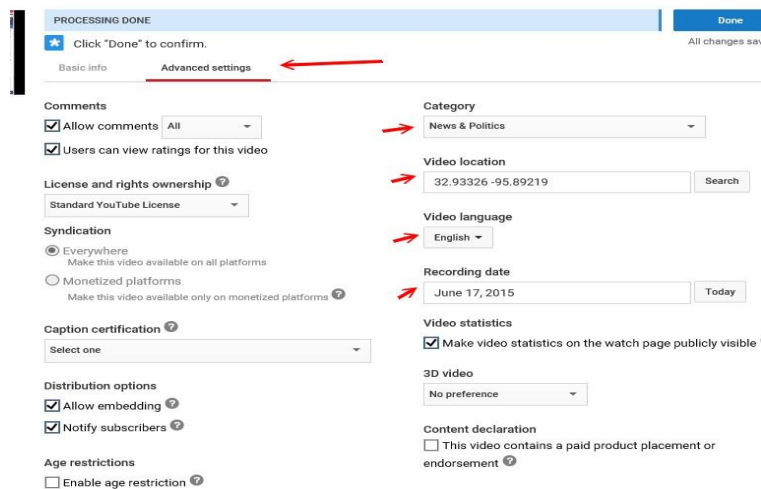
After that, go to "Advanced Settings"

Select the category(I recommend News & Politics)

Video Location (somewhere in the US)

Video Language (English)

Recording Date (Today)

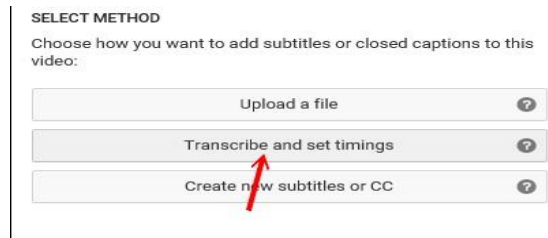
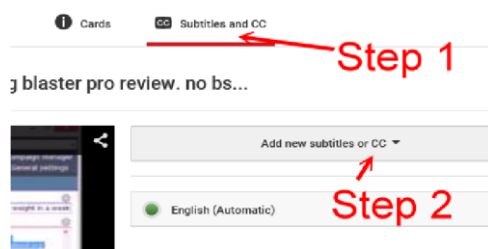


Now Click on "Video Manager" Button on the bottom of the current page. On The video manager page click on Edit on the video that we just uploaded.

We should insert our main keyword in as many places as we can. That's why we will insert annotations and captions that contain our main keyword.



Now let's add some captions:



We should add the captions at the end of the video so our viewers will not see them.

The screenshot shows the Mass Video Blaster PRO interface. On the left, there's a dashboard with a table of video campaigns. The table has columns for 'Update Needed', 'Keywords', 'Rank', and 'Previous Rank'. The main area on the right is for editing a video. It includes a subtitle input field with a placeholder 'Type subtitle here then press Enter', a video player with a timeline, and buttons for 'Saved' and 'Publish'. Red arrows and text labels indicate the following steps:

- Step 1:** Points to the video player.
- Step 2:** enter your main keyword (Points to the subtitle input field).
- Step 3:** Points to the plus button (+) in the subtitle input field.
- Step 4:** Points to the Publish button.

Step 7:

We need to boost 1000 views to our unlisted video. Our test proved that 1000 views are more than enough for affiliate launches.

If you don't know a place where to get quality YT views, I recommend Claim Social Authority.

<http://claimsocialauthority.com>

Step 8:

One day before the official Launch Day

This is the day when all the affiliates will send email blasts and there will be a lot of search after our main keywords and we will exploit all that traffic with our videos.

This day we should make our videos public and in a few hours, we should have top rankings.

Follow this easy 8 steps and you will get results like we are getting with each affiliate launch that we are promoting:

TTS Sketch Maker



Filters ▾

About 859 results



TTS Sketch Maker Review Video - text to speech Sketch Maker by jimmy mancini

by stoica mihai

3 months ago • 85 views

TTS Sketch Maker Review Video get your free trial from <http://blastersuite.com/tts-sketch-maker> TTS Sketch Maker brings you the ...

HD



TTS Sketch Maker Review

by TTS Sketch Maker Review

Active 1 month ago • 18 videos

This TTS Sketch Maker Review Channel brings you the latest news and updates about the new Text To Speech Sketch Maker ...

CHANNEL

Subscribe 17

Check Out Text To Speech Sketch Maker



1:09

HD

TTS Sketch Maker Video Demo Review

by TTS Sketch Maker Review

3 months ago • 145 views

<http://jvz3.com/c/4484/136865r> : TTS Sketch Maker Video Demo Review This video is a demo review of the TTS Sketch Maker ...



6:08

HD

TTS Sketch Maker - TTS Sketch Maker Software Review

by Wes pokoke

3 months ago • 712 views

Go to <http://productreviewsbonus.com/tts-sketch-maker-review/> for more review+bonus ! What is TTS Sketch Maker? It's a text to ...



TTS Sketch Maker Review | Text to Speech | Whiteboard Video Software

by What Can Change The World

3 months ago • 327 views

<http://ezekielbillings.com/go/ttsketchmaker> Click left to check out TTS Sketch

Keep working hard and you money will keep rolling in!